

160 HP

# SD16

The all-purpose customer choice.

- ▶ Engine model: Shangchai SC11CB184G2B1/Weichai WD10G178E25
- ▶ Net power: 120 kW/160HP/1850 rpm
- ▶ Operating weight: 17 t

## Product features

Shantui's best-seller worldwide, this is a medium-duty workhorse that comes off the factory line in various configurations for specific work environments, e.g., desert, swamp, forest, high altitude, etc. It has a Tier IIIb Cummins engine for European markets and optional engines (Weichai and Shangchai) for other markets. The SD16 provides high performance with strong reliability, with Shantui's trademark value.



shantui e-shop

# SHANTUI

VALUE THAT WORKS

Shantui Construction Machinery Co., Ltd.

ADDRESS:  
No. 58, G327 Highway  
Jining City, Shandong, CHINA

TEL: +86-537-2909369

FAX: +86-537-2311219








EMAIL: trade@shantui.com

# 160 HP SD 16

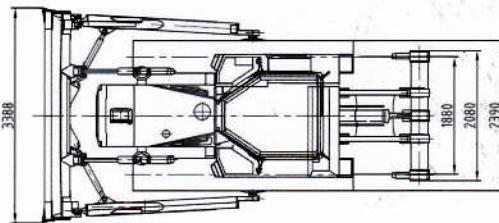
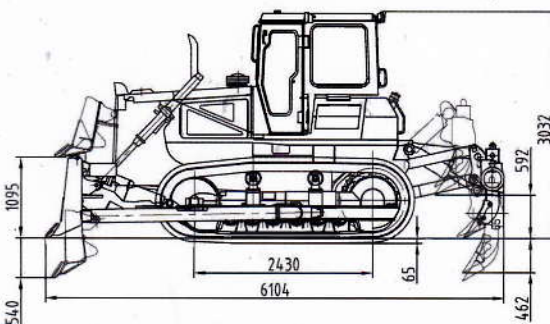
Technical specifications:

Blade Type	Straight-tilt	Angle	U-Blade
Min. ground clearance:	400 mm	400 mm	400 mm
Ground pressure:	0.067 MPa	0.067 MPa	0.067 MPa
Min. turning radius:	4.466 m	4.466 m	4.466 m
Gradeability:	30°	30°	30°
Track gauge:	1880 mm	1880 mm	1880 mm

SD16

	ENGINE	Model & type	Shanghai SC11CB184G2B1/Weichai WD10G178E25; water-cooled, in-line, 4-stroke injection direct		
		Horsepower	Gross power: 131/175/1850 kW/HP/rpm // Net power: 120/160/1850 kW/HP/rpm		
		Number of cylinders	6-126 x 130 mm (bore x stroke)		
		Piston displacement	9.726 L		
		Min. fuel consumption	214 g/kW-h		
		Maximum torque	765 N·m@1300 rpm		
	POWER TRANSMISSION SYSTEM	Torque converter	3-element, 1 stage, 1 phase		
		Transmission	Planetary gear type, power-shift, forced lubrication		
		Main drive	Spiral bevel gear, single-stage speed reduction, splash lubrication		
		Steering clutch	Lubricated, multi-disc, spring loaded, hand hydraulically separated, inter-linking with steering brake		
		Steering brake	Lubricated, floating band structure, foot brake with hydraulic booster		
		Final drive	2-stage speed reduction of spur gear, splash lubrication		
	TRAVEL SPEED	Gear	1st	2nd	3rd
		Forward	0-3.29 km/h	0-5.82 km/h	0-9.63 km/h
		Reverse	0-4.28 km/h	0-7.59 km/h	0-12.53 km/h
	UNDERCARRIAGE SYSTEM	Type	Sprayed beam, suspended structure of equalizer		
		Carrier rollers	2 each side		
		Track rollers	6 each side		
		Track type	Assembled, single-grouser		
		Width of track shoes	510 mm		
		Pitch	203.2 mm		
	HYDRAULIC SYSTEM	Maximum pressure	14 MPa		
		Pump type	Gear pump		
		Discharge	243 L/min		
		Bore of working cylinder x no.	110 mm x 2		
	BLADE	Blade type	Straight-tilt	Angle	U-blade
		Dozing capacity	4.5 m³	4.4 m³	5.0 m³
		Efficiency (Theoretical value 40 m)	225 m³/h	225 m³/h	250 m³/h
		Blade width	3388 mm	3970 mm	3556 mm
		Blade height	1149 mm	1040 mm	1120 mm
		Maximum drop below ground	540 mm	530 mm	540 mm
		Lifting height of blade	1095 mm	1110 mm	1095 mm
	RIPPER (OPTIONAL)	Maximum digging depth of 3-shank ripper	572 mm		
		Maximum lift above ground	592 mm		
		Weight of 3-shank ripper	1667 kg		

## OVERALL DIMENSIONS Straight-tilt blade



▶ THE SPECIFICATIONS ARE SUBJECT TO CHANGE WITHOUT NOTICE. THE PICTURES MAY INCLUDE OPTIONS. THE ACTUAL COLOR & APPEARANCE OF THE PRODUCT MAY DIFFER FROM WHAT IS SHOWN.